

STAR EXPORT HOUSE
Recognised by Govt. of India

JRSDRIVE
to help you work better...



Tools
for **PROFESSIONAL**
PEOPLE



BSCI - Certified Company

AN IMS & GS CERTIFIED COMPANY

ISO 9001:2015



ISO 14001:2015



ISO 45001:2018



Our Satisfied O.E.M Customers



COMPANY PROFILE



We Eastman Cast and Forge Ltd. pleasure to introduce ourselves as quality manufacturers established since 1989. Eastman Cast & Forge Ltd is a part of Eastman Group which comprises of Eastman Industries Ltd. and Eastman Auto & Power Ltd. With turnover for US \$165 Million during Financial year 2017-2018.

The company enjoys economies of scale with its 44000 sq. yard area, our manufacturing capacity is over 24 million tools per annum . We forward this to our customers in form of competitive prices with a promise of complaint free & delivered on time (C-DOT). Our Production facilities include 9 forging lines, an Up setter for wheel wrenches and Press forging machinery from Taiwan for Cold Stamped Spanners. We basically deal with manufacturing all types of hand tools, agricultural tools, construction tools, automotive tools, and plumbing tools etc. We believe in research, design, engineering, quality testing, packing and then merchandising. To ensure on time delivery we have round the clock power back up through 5 DG Generator sets of 2170 KVA.

Our products by our valued customers in the country and abroad are gladly appreciated which builds the pillars of encouragement to us. Our produce of goods confirms to the international standards and we are successfully exporting them to more than 40 countries worldwide like United States, Russia, South America, Europe, South East Asian Countries, Middle East and Africa.

We have an outstanding workmanship including a dedicated team of engineers and marketing professionals, firm quality control, first-rate quality produce in accordance with international standards(DIN, ANSI), competitive pricing, timely deliveries, customized packing and branding.

We take our Corporate Social Responsibility very seriously, and we are the only company in Hand tools industry in Punjab state which has the state of the art facility of Effluent Treatment Plant and Reverse Osmosis Plant having capacity of 50 KL per day to ensure zero liquid discharge of harmful chemicals along with a Green Area of more than 21000 Square yard.

Eastman's manufacturing and marketing facilities are strengthened by a pool of dedicated, experienced and diversified workforce which competently and successfully implements management systems (TQM, 5S, KAIZEN,TPM) in different work departments making Eastman a reliable partner. 'Our people really make a difference.'

Eastman is privileged to be an established supplier to major OEM's in India like John Deere, Eicher, New Holland, Ashok Leyland, Tata Motors Ltd, AMW, Mahindra & Mahindra, Tafe, and Sonalika.

Our hand tools are generally categorized as Wrenches, Plumbing tools, Pliers, Automotive tools, Carpentry tools, Masonry Tools, Hack Saws, Vices, Striking tools, Lubricating Tools, Punches, Allen keys, Screw Drivers, Socket Spanners, Impact Drivers, Bolt Cutters, Leather Tool Aprons.

INDEX

SR. NO.	PRODUCT NAME	PAGE NO.
1.	WRENCHES	04-13
2.	PACKING OPTIONS	14
3.	AUTOMOTIVE TOOLS	15-19
4.	PLIERS & PINCERS	20-22
5.	PLUMBING TOOLS	23
6.	WOODWORKING TOOLS	24-27
7.	HAMMERS	28-29
8.	MASONRY TOOLS	30
9.	LUBRICATING TOOLS	31-33
10.	CANTILEVER TYPE TOOL BOX	34



WRENCHES

RATCHET WRENCH

E-2257

STRAIGHT - ONE WAY

CHROME VANADIUM STEEL

MIRROR POLISHED SURFACE

HARDNESS 39-48 HRC

SIZE (mm)	SIZE (SAE)	QNTY./CTN
6	1-4"	1000
7	-----	800
8	5/16"	600
9	-----	600
10	3/8"	400
11	7/16"	400
12	-----	300
13	1/2"	300
14	9/16"	200
15	-----	200
16	5/8"	150
17	11/16"	150
18	-----	100
19	3/4"	100
20	-----	100
21	13/16"	80
22	7/8"	80
23	-----	80
24	15/16"	60
25	1"	60

HANGER PACKING	UNIT	INNER BOX (qty.)	OUTER BOX (qty.)
Set of 7 Pcs. (8,10, 12, 13, 14, 15, 17)	SET	8	48
Set of 9 Pcs. (8-11, 13, 14, 15, 17, 19)	SET	8	32
Set of 11 Pcs. (8-16, 17, 19)	SET	3	18
Set of 5 Pcs. (3/8", 7/16", 1/2", 9/16"/5/8")	SET	8	48
Set of 7 Pcs. (3/8", 7/16", 1/2", 9/16"/5/8", 11/16", 3/4")	SET	8	48

1st TIME
from **INDIA**
on **TAIWAN** Machines



72 TEETH
RATCHETING
RING
5° SWING ARC

According to



COMBINATION JUMBO WRENCH

E-2004

CRV STEEL

FULL POLISHED

BRIGHT CHROME/
SATIN BLACK
PHOSPHATE

SIZE (in mm)	INNER BOX (qty.)	OUTER BOX (qty.)
34mm	5	20
35mm	5	20
36mm	5	20
38mm	5	20
40mm	5	20
41mm	5	20
42mm	1	10
44mm	1	10
46mm	1	10
48mm	1	10
50mm	1	10

SETS	UNIT	Inner Box (Qty.)	Outer Box (Qty.)
Set of 6 Pcs. (34, 36, 38, 41, 46, 50)	SET	2	4
Set of 11 Pcs. (34 - 50)	SET	1	2

SIZE (in mm)	INNER BOX (qty.)	OUTER BOX (qty.)
1-5/16"	5	220
1-3/8"	5	20
1-7/16"	5	20
1-1/2"	5	20
1-5/8"	5	20
1-11/16"	1	10
1-3/4"	1	10
1-13/16"	1	10
1-7/8"	1	10
2"	1	10

SETS	UNIT	INNER BOX (qty.)	OUTER BOX (qty.)
6 Pcs. Set (1-3/8" - 11/16")	SET	2	4
10 Pcs. Set (1-5/16" - 2")	SET	1	2

Available Packing




Available Packing



DOUBLE OPEN END JUMBO WRENCH E-2103

- BRIGHT CHROME/BLACK PHOSPHATED
- CRV STEEL/CARBON STEEL
- MATT FINISH
- BRIGHT CHROME & ZINC PLATED

SIZE (in mm)	INNER BOX (qty.)	OUTER BOX (qty.)
32x36	5	30
36x41	5	30
41x46	5	20
46x50	5	20
50x55	5	10
55x60	5	10



RING JUMBO WRENCH E-2006

- DEEP OFFSET
- CRV STEEL
- HEAD POLISHED
- BRIGHT CHROME

SIZE (mm)	Inner Box (Qty.)	Outer Box (Qty.)
32x36	5	30
36x41	5	30
41x46	5	20
46x50	5	20
55x60	2	10

SINGLE OPEN END JUMBO WRENCH E-2701

- SELECTED CARBON
- MATT FINISH
- BRIGHT CHROME / BLACK PHOSPHATED

SIZE (mm)	Inner Box (Qty.)	Outer Box (Qty.)
36	15	60
38	15	60
32	10	40
41	10	40
46	5	30
50	5	30
55	5	20
60	5	20
65	5	10
70	2	6



COMBINATION WRENCH

E-2409P

CRV STEEL

FULL
POLISHED

BRIGHT
CHROME

SIZE (mm)	SIZE (SAE)	QNTY./CTN
6	1/4"	1000
7	-----	800
8	5/16"	600
9	11/32"	600
10	3/8"	400
11	7/16"	400
12	-----	300
13	1/2"	300
14	9/16"	200
15	19/32"	200
16	5/8"	150
17	11/16"	150
18	-----	100
19	3/4"	100
20	25/32"	100
21	13/16"	80
22	7/8"	80
23	-----	80
24	15/16"	60
25	1"	50
26	-----	50
27	1-1/16"	40
28	1-1/8"	40
29	-----	30
30	1-3/16"	30
32	1-1/4"	30

SETS :

6 pc.	8, 10, 12, 13, 14, 17mm
6 pc.	3/8", 7/16", 1/2", 9/16", 5/8", 11/16"
8 pc.	1/4", 5/16", 3/8", 7/16", 1/2", 9/16", 11/16", 3/4"
9 pc.	8, 9, 10, 11, 12, 13, 14, 17, 19mm
9 pc.	1/4", 5/16", 3/8", 7/16", 1/2", 9/16", 5/8", 11/16", 3/4"
11 pc.	6, 7, 8, 9, 10, 11, 12, 13, 14, 17, 19mm
14 pc.	6, 7, 8, 9, 10, 11, 12, 13, 14, 15, 17, 19, 22, 24mm
14 pc.	3/8", 7/16", 1/2", 9/16", 5/8", 11/16", 3/4", 13/16", 7/8", 15/16", 1", 1-1/16", 1-1/8", 1-1/4"
22 pc.	6-14, 17, 19mm & 1/4", 5/16", 3/8", 7/16", 1/2", 9/16", 5/8", 11/16", 3/4", 13/16", 7/8"
24 pc.	8, 10, 11, 12, 13, 14, 15, 17, 18, 19, 21, 24mm & 1/4", 5/16", 3/8", 7/16", 1/2", 9/16", 5/8", 11/16", 3/4", 13/16", 7/8", 1"
28 pc.	18 Pc. Comb. Spanner, 6, 7, 8, 9, 10, 12, 13, 14, 17 and 18mm & 1/4", 5/16", 3/8", 7/16", 1/2", 9/16", 5/8", 11/16", 3/4". 10 Pc. Stubby Spanner, 10, 12, 13, 14 and 15mm & 3/8", 7/16", 1/2", 9/16", 5/8"
32 pc.	20 Pc. Comb. Spanner, 6, 7, 8, 9, 10, 12, 13, 15, 17, 18mm & 1/4", 5/16", 11/32", 3/8", 7/16", 1/2", 9/16", 5/8", 11/16", 3/4". 12 Pc. Stubby Spanner, 10, 11, 12, 13, 14, 15mm & 3/8", 7/16", 1/2", 9/16", 5/8", 11/16"



According to **ANSI** Standard

Available Packing



DOUBLE OPEN END WRENCH

E-2002

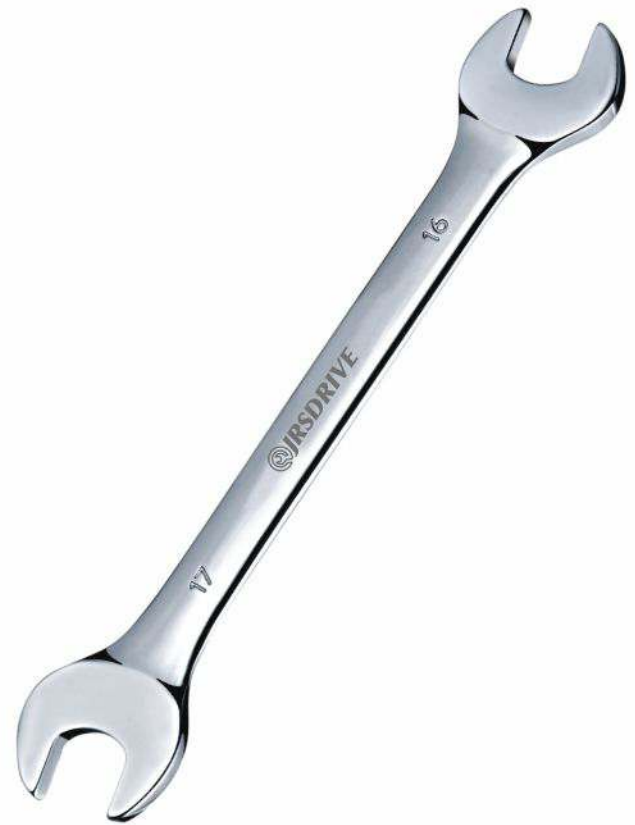
CRV STEEL

FULL POLISHED

BRIGHT CHROME/
SATIN

SIZE (mm)	Inner Box (Qty.)	Outer Box (Qty.)	SIZE (mm)	Inner Box (Qty.)	Outer Box (Qty.)
6 x 7	250	1000	18 x 19	50	200
8 x 9	250	1000	19 x 22	40	160
8 x 10	250	1000	20 x 22	40	160
10 x 11	150	600	21 x 23	25	100
12 x 13	100	400	22 x 24	25	100
13 x 17	75	300	24 x 26	25	100
14 x 15	75	300	24 x 27	25	100
16 x 17	50	200	25 x 28	15	60
17 x 19	50	200	30 x 32	15	60

SETS	UNIT	Inner Box (Qty.)	Outer Box (Qty.)
6 Pcs. Set (6x7 - 16x17)	SET	8	48
8 Pcs. Set (6x7 - 20x22)	SET	5	20
12 Pcs. Set (6x7 - 30x32)	SET	2	8



RING BOX END WRENCH

E-2407

DEEP OFFSET

CRV STEEL

FULL POLISHED

BRIGHT CHROME/
SATIN

SIZE (mm)	Inner Box (Qty.)	Outer Box (Qty.)	SIZE (mm)	Inner Box (Qty.)	Outer Box (Qty.)
6 x 7	75	300	19 x 22	20	80
8 x 9	75	300	20 x 22	20	80
10 x 11	75	300	21 x 23	15	60
12 x 13	50	200	24 x 26	15	60
14 x 15	40	160	24 x 27	15	60
14 x 17	30	120	25 x 28	10	40
16 x 17	30	120	27 x 32	10	40
18 x 19	25	100	30 x 32	10	40

SETS	UNIT	Inner Box (Qty.)	Outer Box (Qty.)
6 Pcs. Set (6x7 - 16x17)	SET	5	30
8 Pcs. Set (6x7 - 20x22)	SET	5	20
12 Pcs. Set (6x7 - 30x32)	SET	2	8

STUBBY WRENCH

E-2052

CRV STEEL

FULL POLISHED

BRIGHT CHROME

SIZE (mm)	SIZE (SAE)	QNTY./CTN
10	3/8"	500
11	7/16"	500
12	----	400
13	1/2"	400
14	9/16"	300
15	----	250
16	5/8"	250
17	11/16"	200
18	----	150
19	3/4"	150

SETS :

7 pcs.	10, 11, 12, 13, 14, 17, 19mm
7 pcs.	3/8, 7/16, 1/2, 9/16, 5/8, 11/16, 3/4"



According to **ANSI** Standard

COMBINATION WRENCH (RAISED PANEL)

E-2405



CARBON STEEL

HEAD & PANEL POLISHED / MATT FINISH

BRIGHT CHROME

SIZE (mm)	SIZE (SAE)	QNTY./CTN
6	1/4"	1000
7	----	800
8	5/16"	600
9	11/32"	600
10	3/8"	400
11	7/16"	400
12	----	300
13	1/2"	300
14	9/16"	200
15	19/32"	200
16	5/8"	150
17	11/16"	150
18	----	100
19	3/4"	100
20	25/32"	100
21	13/16"	80
22	7/8"	80
23	----	80
24	15/16"	60
25	1"	50
26	----	50
27	1-1/16"	40
28	1-1/8"	40
29	----	30
30	1-3/16"	30
32	1-1/4"	30

COMBINATION WRENCH (RING SHALLOW OFFSET)

E-2409P



CRV STEEL

MATT FINISH / HEAD POLISHED

BRIGHT CHROME/ SATIN

SIZE (mm)	Inner Box (Qty.)	Outer Box (Qty.)
6	250	1000
7	250	1000
8	200	800
9	150	600
10	130	520
11	100	400
12	80	320
13	80	320
14	50	200
17	35	140
19	30	120
22	20	80

SETS	UNIT	Inner Box (Qty.)	Outer Box (Qty.)
Set of 6 Pcs. (8, 10, 12, 13, 14, 17)	SET	8	48
Set of 8 Pcs. (8-11, 13, 14, 17, 19)	SET	8	32
Set of 12 Pcs. (6-14, 17, 19, 22)	SET	3	18

COLD STAMPED

COMBINATION WRENCH

E-2406

CRV STEEL

MATT FINISH

BRIGHT CHROME/SATIN

SIZE (mm)	Inner Box (Qty.)	Outer Box (Qty.)	SIZE (mm)	Inner Box (Qty.)	Outer Box (Qty.)
6	250	1000	19	30	120
7	250	1000	20	25	100
8	200	800	21	25	100
9	150	600	22	20	80
10	130	520	23	15	60
11	100	400	24	15	60
12	80	320	25	10	40
13	80	320	26	10	40
14	50	200	27	10	40
15	50	200	28	10	40
16	50	200	29	10	40
17	35	140	30	10	40
18	30	120	32	10	40

SETS	UNIT	Inner Box (Qty.)	Outer Box (Qty.)
Set of 6 Pcs. (8, 10, 12, 13, 14, 17)	SET	8	48
Set of 8 Pcs. (8-11, 13, 14, 17, 19)	SET	8	32
Set of 12 Pcs. (6-14, 17, 19, 22)	SET	3	18
Set of 14 Pcs. Set (8-17, 19, 21, 22, 24)	SET	3	12
Set of 25 Pcs. (6-28, 30, 32)	SET	1	4
Set of 26 Pcs. (6-30, 32)	SET	1	4



DOUBLE OPEN END WRENCH

E-2403



CRV STEEL

MATT FINISH

BRIGHT CHROME/SATIN

SIZE (mm)	Inner Box (Qty.)	Outer Box (Qty.)	SIZE (mm)	Inner Box (Qty.)	Outer Box (Qty.)
6x7	250	1000	18x19	50	200
8x9	250	1000	19x22	40	160
8x10	250	1000	20x22	40	160
10x11	150	600	21x23	25	100
12x13	100	400	22x24	25	100
13x17	75	300	24x26	25	100
14x15	75	300	24x27	25	100
16x17	50	200	25x28	15	60
17x19	50	200	30x32	15	60

SETS	UNIT	Inner Box (Qty.)	Outer Box (Qty.)
6 Pcs. Set (6x7 - 16x17)	SET	8	48
8 Pcs. Set (6x7 - 20x22)	SET	5	20
12 Pcs. Set (6x7 - 30x32)	SET	2	8

RING BOX END WRENCH

E-2407P



CRV STEEL

HEAD POLISHED

BRIGHT CHROME/SATIN

SIZE (mm)	Inner Box (Qty.)	Outer Box (Qty.)	SIZE (mm)	Inner Box (Qty.)	Outer Box (Qty.)
6x7	75	300	19x22	20	80
8x9	75	300	20x22	20	80
10x11	75	300	21x23	15	60
12x13	50	200	24x26	15	60
14x15	40	160	24x27	15	60
14x17	30	120	25x28	10	40
16x17	30	120	27x32	10	40
18x19	25	100	30x32	10	40

SETS	UNIT	Inner Box (Qty.)	Outer Box (Qty.)
6 Pcs. Set (6x7-16x17)	SET	5	30
8 Pcs. Set (6x7-20x22)	SET	5	20
12 Pcs. Set (6x7-30x32)	SET	2	8

COLD STAMPED WITH KNURLING (ANTI SKID)

COMBINATION WRENCH

E-2409

CRV STEEL

MATT FINISH/
FULL POLISH

BRIGHT CHROME/
SATIN

SIZE (mm)	Inner Box (Qty.)	Outer Box (Qty.)	SIZE (mm)	Inner Box (Qty.)	Outer Box (Qty.)
6	250	1000	19	30	120
7	250	1000	20	25	100
8	200	800	21	25	100
9	150	600	22	20	80
10	130	520	23	15	60
11	100	400	24	15	60
12	80	320	25	10	40
13	80	320	26	10	40
14	50	200	27	10	40
15	50	200	28	10	40
16	50	200	29	10	40
17	35	140	30	10	40
18	30	120	32	10	40

SETS	UNIT	Inner Box (Qty.)	Outer Box (Qty.)
Set of 6 Pcs. (8,10, 12, 13, 14, 17)	SET	8	48
Set of 8 Pcs. (8-11, 13, 14, 17, 19)	SET	8	32
Set of 12 Pcs. (6-14, 17, 19, 22)	SET	3	18
Set of 14 Pcs. Set (8-17, 19, 21, 22, 24)	SET	3	12
Set of 25 Pcs. (6-28, 30, 32)	SET	1	4
Set of 26 Pcs. (6-30, 32)	SET	1	4



DOUBLE OPEN END WRENCH

E-2409B



CRV STEEL

MATT FINISH /
FULL POLISHED

BRIGHT CHROME/
SATIN

SIZE (mm)	Inner Box (Qty.)	Outer Box (Qty.)	SIZE (mm)	Inner Box (Qty.)	Outer Box (Qty.)
6x7	250	1000	18x19	50	200
8x9	250	1000	19x22	40	160
8x10	250	1000	20x22	40	160
10x11	150	600	21x23	25	100
12x13	100	400	22x24	25	100
13x17	75	300	24x26	25	100
14x15	75	300	24x27	25	100
16x17	50	200	25x28	15	60
17x19	50	200	30x32	15	60

SETS	UNIT	Inner Box (Qty.)	Outer Box (Qty.)
6 Pcs. Set (6x7 - 16x17)	SET	8	48
8 Pcs. Set (6x7 - 20x22)	SET	5	20
12 Pcs. Set (6x7 - 30x32)	SET	2	8

RING BOX END WRENCH

E-2409A



KNURLING ON PANEL

CRV STEEL

HEAD POLISHED

BRIGHT CHROME/
SATIN

SIZE (mm)	Inner Box (Qty.)	Outer Box (Qty.)	SIZE (mm)	Inner Box (Qty.)	Outer Box (Qty.)
6 x 7	75	300	19 x 22	20	80
8 x 9	75	300	20 x 22	20	80
10 x 11	75	300	21 x 23	15	60
12 x 13	50	200	24 x 26	15	60
14 x 15	40	160	24 x 27	15	60
14 x 17	40	120	25 x 28	10	40
16 x 17	40	120	27 x 32	10	40
18 x 19	25	100	30 x 32	10	40

SETS	UNIT	Inner Box (Qty.)	Outer Box (Qty.)
6 Pcs. Set (6x7 - 16x17)	SET	5	30
8 Pcs. Set (6x7 - 20x22)	SET	5	20
12 Pcs. Set (6x7 - 30x32)	SET	2	8

FLARE NUT WRENCH

E-2104

CRV
STEEL

FULL
POLISHED

BRIGHT
CHROME/
SATIN

SIZE (mm)	Size (SAE)
6x8	1/4x5/16"
8x10	5/16x3/8"
9x11	
10x11	3/8x7/16"
10x12	
11x13	
13x14	1/2x9/16"
14x17	
15x17	5/8x11/16"
16x18	5/8x3/4"
19x21	3/4x13/16"
19x22	
22x25	7/8x1"

SETS :

Set of 5 Pcs.	1/4"x5/16", 3/8"x7/16", 1/2"x9/16, 5/8"x11/16", 3/4"x13/16"
Set of 5 Pcs.	6x8, 10x12, 13x14, 15x17, 19x22mm



Available Packing



TORX WRENCH

E-3001

CRV
STEEL

FULL
POLISHED

BRIGHT
CHROME

SIZE (mm)	Inner Box (Qty.)	Outer Box (Qty.)
E 6 x E 8	10	300
E 10 x E 12	10	250
E 14 x E 18	5	100
E 20 x E 24	5	50



C TYPE RING SPANNER

E-3000

CRV
STEEL

FULL
POLISHED

BRIGHT
CHROME/
SATIN

SIZE (mm)	Inner Box (Qty.)	Outer Box (Qty.)
10x11	75	300
12x13	50	200
14x15	40	160
16x17	30	120
18x19	25	120
21x23	15	60
24x26	15	60
24x27	15	60
27x32	10	40
30x32	10	40

PACKING OPTIONS



AUTOMOTIVE TOOLS

GEAR PULLER

TWO
LEGS/
THREE
LEGS

DROP
FORGED

CARBON
STEEL

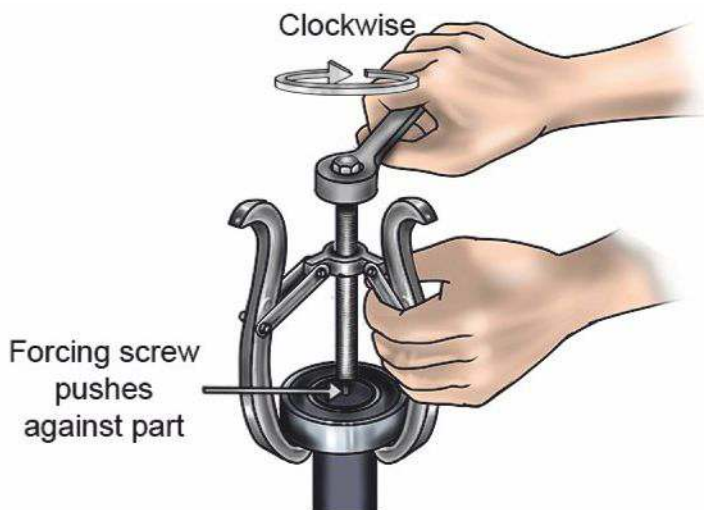
CHROME
PLATED

Size (mm)	Size (Inch)	Inner Box (Qty.)	Outer Box (Qty.)
75	3"	1	40
100	4"	1	30
150	6"	1	20
200	8"	1	10
250	10"	1	10
300	12"	1	6

Box Packing	Unit	Inner Box (Qty.)	Outer Box (Qty.)
Set of 3 - 3", 4", 6"	Set	1	6
Set of 4 - 3", 4", 6", 8"	Set	1	4

Features

- Durable.
- User-Friendly Design, Comfortable to Use.
- Drop forged legs are reversible for internal or external pulling.
- High carbon steel reversible legs and body.
- Hex head forcing screws.
- For use with ratchet or spanner.
- Great for removing wheel bearings, hubs, gear pulleys.



L HANDLE

E-2211

CHROME
VANADIUM

MIRROR
FINISH

CHROME
PLATED

SIZE	SIZE (inch)	INNER BOX (qty.)	OUTER BOX (qty.)
1/2"	8"	6	36
1/2"	10"	6	36
1/2"	12"	6	36
1/2"	18"	6	12
3/4"	18"	6	12

SLIDING T-BAR

E-2210

CHROME
VANADIUM

MIRROR
FINISH

CHROME
PLATED

SIZE	SIZE (inch)	INNER BOX (qty.)	OUTER BOX (qty.)
1/2"	10"	6	48
1/2"	12"	6	36
1/2"	18"	6	36
3/4"	18"	6	36



Available Packing



L TYPE SPANNER

E-2011

WITH OR WITHOUT LEVER

CARBON STEEL

MATT FINISH / POLISH

BRIGHT CHROME / ZINC / BLACK OR POWDER COATED

SIZE (mm)	Inner Box (Qty.)	Outer Box (Qty.)
17 mm	10	40
19 mm	10	40
21 mm	10	40
23 mm	10	40



TRUCK WHEEL WRENCH

E-2010

SELECTED CARBON

BRIGHT CHROME
BLACK PHOSPHATED
BLACK POWDER
COATED



SIZE (Inch) Without Tommy Bar	LENGTH (in mm)	WEIGHT (in grams)	INNER BOX (qty.)	OUTER BOX (qty.)
24x27	350	1.450	1	6
27x27	360	1.560	1	6
27x30	365	1.640	1	6
27x32	370	1.860	1	6
27x33	375	1.950	1	6
30x30	385	1.900	1	6
30x32	390	2.050	1	6
30x33	395	2.110	1	6
32x32	400	2.150	1	6
32x33	405	2.350	1	6
19x41	405	2.350	1	6

Available Packing



4 WAY LUG WRENCH

E-2014

CONVENTIONAL
/ REINFORCED
MODEL

CARBON
STEEL

MATT
FINISH /
POLISHED

BRIGHT
CHROME/
BLACK
POWDER
COATED

SIZE (inch)	Inner Box (Qty.)	Outer Box (Qty.)
14mm x 14"		
17x19 - 21x23		20
17x19 - 22x13/16		20
17x19 - 21x1/2		15
16mm x 14"		
17x19 - 21x1/2		15
17x19 - 21x23		15
22x24 - 27x32		5



TUBULAR BOX WRENCH

E-2016

CARBON STEEL

MATT FINISH / POLISH

CHROME PLATED



SPARK PLUG WRENCH

E-2495

SEAMLESS TUBE SOCKET, SWIVEL HEAD TYPE

CHROME PLATED



SIZE (Inch)	SIZE (Inch)
16x3	21x3
16x4	21x4
16x6	21x6
16x8	21x8
16x10	21x10
16x12	21x12

TYRE LEVER

E-2069

CARBON STEEL

MATT FINISH

CHROME PLATING

SIZE (inch)	Inner Box (Qty.)	Outer Box (Qty.)
12"	8	48
16"	6	36
18"	6	36
20"	6	24
24"	6	24
30"	3	12
36"	3	12



SIZE (mm)	Tube Size	Inner Box (Qty.)	Outer Box (Qty.)
6x7	10x1.5	75	300
8x9	10x1.5	75	300
8x10	13x1.5	75	300
10x11	13x1.5	50	200
12x13	15x1.75	40	160
14x15	15x1.75	40	160
14x17	17x1.75	30	120
16x17	17x1.75	30	120
17x19	20x2	25	100
18x19	20x2	25	100
19x22	24x2.25	20	80
20x22	24x2.25	20	80
21x23	24x2.25	15	60
22x24	24x2.25	15	60
24x26	30x2.5	10	40
24x27	30x2.5	10	40
25x28	30x2.5	10	40
27x32	32x2.5	10	40
30x32	32x2.5	10	40
32x36	38x2.5	5	20
36x41	42x3	5	20
41x46	48x3	5	20

PLIERS & PINCERS

COMBINATION PLIER

E-2020

CARBON
STEEL/
CRV

NATURAL
POLISH /
AUTO
BLACK

WITH
DOUBLE
COLOUR
SLEEVE

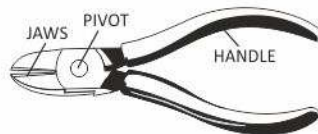


SIZE (mm)	SIZE (inch)	Inner Box (Qty.)	Outer Box (Qty.)
200	8"	6	60



SIDE CUTTING PLIER

E-2022



CARBON
STEEL/
CRV

NATURAL
POLISH /
AUTO
BLACK

WITH
PVC SLEEVE
OPTION
AVAILABLE



SIZE (mm)	SIZE (inch)	Inner Box (Qty.)	Outer Box (Qty.)
150	6"	6	96
175	7"	6	72
200	8"	6	60

LONG NOSE PLIER

E-2023



CARBON
STEEL

NATURAL
POLISH /
AUTO
BLACK

WITH
PVC SLEEVE
OPTION
AVAILABLE



SIZE (mm)	SIZE (inch)	Inner Box (Qty.)	Outer Box (Qty.)
150	6"	12	96
175	7"	6	72
200	8"	6	72



SLIP JOINT PLIER

E-2033

CARBON
STEEL

MATT/HEAD
POLISH

BRIGHT
CHROME

WITH
VINYL
GRIPS



SIZE (mm)	SIZE (inch)	Inner Box (Qty.)	Outer Box (Qty.)
150	6"	10	80
200	8"	10	80
250	10"	15	60



WATER PUMP PLIER (GROOVE TYPE)

E-2031

CARBON
STEEL

HEAD
POLISHED


BRIGHT
CHROME

PVC DIP/
SLEEVE

SIZE (mm)	SIZE (inch)	Inner Box (Qty.)	Outer Box (Qty.)
150	6"	18	72
200	8"	10	60
250	10"	6	48
300	12"	6	36

WATER PUMP PLIER (BOX JOINT TYPE)

E-2032



CRV
STEEL

POWDER
COATED

WITH
DIP
SLEEVE



SIZE (mm)	SIZE (inch)	Inner Box (Qty.)	Outer Box (Qty.)
175	7"	6	48
250	10"	6	48
300	12"	6	36
400	16"	6	36

TOP CUTTING PLIER

E-2043



CARBON STEEL

BLACK POWDER COATED

WITH DIP SLEEVE

SIZE (mm)	SIZE (inch)	Inner Box (Qty.)	Outer Box (Qty.)
150	6"	6	96
175	7"	6	72
200	8"	6	72



TOWER PINCER

E-2040

CARBON STEEL

BLACK POWDER COATED

WITH DIP SLEEVE

SIZE (mm)	SIZE (inch)	Inner Box (Qty.)	Outer Box (Qty.)
200	8"	10	80
225	9"	10	60
250	10"	6	48
300	12"	6	36



CARPENTER PINCER

E-2428

CARBON STEEL

BLACK POWDER COATED

WITH DIP SLEEVE

SIZE (mm)	SIZE (inch)	Inner Box (Qty.)	Outer Box (Qty.)
150	6"	6	96
175	7"	6	72
200	8"	6	72
250	10"	15	60

PLUMBING TOOLS

ADJUSTABLE WRENCH

E-2049



SELECTED ALLOY

BRIGHT CHROME/
BLACK FINISH



SIZE (mm)	SIZE (inch)	Inner Box (Qty.)	Outer Box (Qty.)
250	6"	6	120
200	8"	6	72
250	10"	6	48
300	12"	6	24
375	15"	1	16

SETS :

Set of 3 Pcs.	8", 10", 12"	6	24
Set of 4 Pcs.	6", 8", 10", 12"	4	16

Available Packing



PIPE WRENCH (RIGID TYPE)

E-2049



HEAVY DUTY

SELECTED CARBON

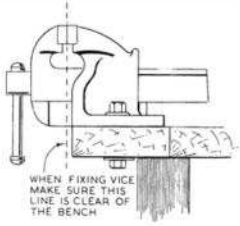
FULL PAINTED

SIZE (mm)	SIZE (inch)	Inner Box (Qty.)	Outer Box (Qty.)
200	8"	6	40
250	10"	6	25
300	12"	4	20
350	14"	4	16
450	18"	4	8
600	24"	1	4

WOODWORKING TOOLS

CAST IRON VISE

E-2081




Jaws Made out of Knurled Carbon Steel

SWIVEL
BASE

CASTED
IRON

PAINTED
BODY



SIZE (mm)	SIZE (inch)	Inner Box (Qty.)	Outer Box (Qty.)
75	3"	1	4
100	4"	1	4
125	5"	1	2
150	6"	1	2
200	8"	1	2

STEEL VISE

E-2082

Knurled Jaws

SWIVEL
BASE

CARBON
STEEL

PAINTED
BODY



SIZE (mm)	SIZE (inch)	Inner Box (Qty.)	Outer Box (Qty.)
75	3"	1	4
100	4"	1	4
125	5"	1	2
150	6"	1	2
200	8"	1	2

ANVIL

E-2437

SELECTED
GRADE
CAST IRON

PAINTED
BODY



SIZE (Kg.)	Inner Box (Qty.)	Outer Box (Qty.)
0.5	10	40
1	5	20
2	3	12
5	1	4
10	1	2
25	1	1
40	1	1
50	1	1



T-BAR CLAMP

E-2075

BAR MADE OF SPECIAL CARBON STEEL

CAST IRON SIDE STEEL

PAINTED BODY

SIZE (Feet)	WEIGHT (in gm.)	Inner Box (Qty.)	Outer Box (Qty.)
3	2800		10
4	3300		10
5	3800		10
6	4300		10
7	4800		10
8	5300		10



C - CLAMP

E-2075

DROP FORGED

CARBON STEEL SCREW-ZINC PLATED

POWDER COATED BODY



SIZE (mm)	WEIGHT (in gm.)	Inner Box (Qty.)	Outer Box (Qty.)
50	2"	10	40
75	3"	10	40
100	4"	6	24
150	6"	5	20
200	8"	4	16
250	10"	2	8
300	12"	2	8

WOOD WORKING VISE

E-2076




HIGH QUALITY STEEL SCREW WITH HANDLE

CAST IRON BODY

PAINTED BODY

SIZE (Inch)	Inner Box (Qty.)	Outer Box (Qty.)
6"	2	4
8"	2	4
9"	2	4
10"	1	2
12"	1	2




BENCH / JACK PLANE

E-2077

- PLANE / CORRUGATED BASE
- PROFESSIONAL WOOD WORKER'S PLAINER
- WOODEN GRIP
- CAST IRON BODY

SIZE (mm)	SIZE (Inch) Plain Base	Inner Box (Qty.)	Outer Box (Qty.)
175	Size 3 (7")	1	16
200	Size 4 (8")	1	12
350	Size 5 (14")	1	10
450	Size 6 (17")	1	6
550	Size 7 (22")	1	6
Corrugated Base			
175	Size 3 (7")	1	16
200	Size 4 (8")	1	12
350	Size 5 (14")	1	10
450	Size 6 (17")	1	6
550	Size 7 (22")	1	6



MINI PLANE

E-2078

- PLAIN / CORRUGATED BASE
- PROFESSIONAL WOOD WORKER'S PLAINER
- SHEETED GRIP HANDLE
- BLADES MADE OF HIGH STEEL STEEL
- CAST IRON BODY/

SIZE (mm)	SIZE (Inch)	Inner Box (Qty.)	Outer Box (Qty.)
138		1	30
150		1	30
175		1	30



TUBULAR HACKSAW (TUBE BODY)

E-2089



- HEAVY DUTY MOULDED PLASTIC HANDLE
- CHROME PLATED

SIZE (mm)	SIZE (Inch)	Inner Box (Qty.)	Outer Box (Qty.)
300	12"	6	60



WRECKING BAR

E-2066

ONE SIDE CHISEL AND PULLING ON THE OTHER

HIGH QUALITY CARBON STEEL

PAINTED BODY

SIZE (Inch)	Inner Box (Qty.)	Outer Box (Qty.)	SIZE (Inch)	Inner Box (Qty.)	Outer Box (Qty.)
DIA			18x20"		24
16x18"		24	18x24"		18
16x20"		24	18x28"		12
16x24"		18	18x30"		12
16x30"		18	18x32"		12
16x36"		12	18x36"		12
18x18"		24	18x40"		12



PRY BAR

E-2433

CARBON STEEL

PVC SQUARE HANDLE

BLACK POWDER COATED

SIZE (Inch)	Inner Box (Qty.)	Outer Box (Qty.)
6	6	120
8	6	72
12	6	48
18	6	24
24	1	16

NAIL PULLER

E-2431



PULLING HEAD, WITH PLASTIC GRIP

HIGH QUALITY CARBON STEEL

PAINTED BODY

SIZE (Inch)	Inner Box (Qty.)	Outer Box (Qty.)
10"x12mm	10	60
12"x12mm	10	60
10"x16mm	10	60
12"x16mm	10	40



HAMMERS

SLEDGE HAMMER (FIBRE GLASS HANDLE)

E-3006

Drop Forged

Fibre Glass Handle

EN-8 Steel

Black Matt Powder Coated with Polished Faces

Weight in Lbs.	Handle Length in Inches	Inner Box (Qty.)	Outer Box (Qty.)
1	10	8	40
1.5	10	8	40
2	10	6	32
3	12	4	24
4	12	4	20
6	36	4	14
8	36	2	10
10	36	2	8
12	36	2	6
14	36	1	6
16	36	1	6
18	36	1	4
20	36	1	4



CLAW HAMMER (FIBRE GLASS HANDLE)

E-3006

Drop Forged

Fibre Glass Handle

EN-8 Steel

Chrome Plated Head



Weight in Lbs.	Handle Length in Inches	Inner Box (Qty.)	Outer Box (Qty.)
1	12	6	24
1.5	12	6	24

BALL PEIN HAMMER

E-2064

DROP FORGED STEEL

INDUCTION HARDENED

SEASONED WOOD HANDLE

SIZE (mm)	SIZE (Inch)	Inner Box (Qty.)	Carton Packing
100		6	48
200		6	48
300		6	48
500		4	36
600		4	36
800		2	24



SLEDGE HAMMER

E-2065

DROP FORGED STEEL

INDUCTION HARDENED

SEASONED WOOD HANDLE

POLISHED HITTING FACE

SIZE (mm)	SIZE (Inch)	Inner Box (Qty.)	Outer Box (Qty.)
2lb / 900gms		4	16
3lb / 1350gms		4	16
4lb / 1800gms		2	8
6lb / 2700gms		1	2
8lb / 3600gms		1	2
10lb / 4500gms		1	2
12lb / 5400gms		1	2
14lb / 6300gms		1	2
16lb / 7200gms		1	2
18lb / 8100gms		1	2

MASONRY TOOLS

CROW BAR

E-2434

CHISEL END ON ONE SIDE AND PAINTED ON THE OTHER

FORGED, HEXAGONAL SECTION.

HIGH QUALITY CARBON STEEL

SIZE (Inch)	Inner Box (Qty.)	Outer Box (Qty.)
48		5
60		5
72		5



CHISEL

E-2065

FLAT / POINTED TIP

WITH HEAVY GUARD

CARBON STEEL

BLACK PHOSPHATED



SIZE (mm)	SIZE (Inch)	Inner Box (Qty.)	Outer Box (Qty.)
150	6"	6	72
200	8"	10	60
250	10"	10	60
300	12"	10	48
350	14"	10	26
400	16"	6	24
450	18"	6	24
600	24"	6	24

BRICK CHISEL (BRICK BOLSTER)

E-2434



DROP FORGED

CARBON STEEL

POWDER COATED

WITH GRIP

SIZE (Inch)	Inner Box (Qty.)	Outer Box (Qty.)
2-1/4"		36
4-1/2"		24



LUBRICATING TOOLS

OIL CAN - WESCO TYPE

E-2072

STEEL/BRASS
PUMP
WITH FIXED/
FLEXIBLE
SPOUT

SHEET
METAL
BODY

POWDER
COATED

SIZE (Capacity CC)	CAPACITY (Pint)	Inner Box (Qty.)	Outer Box (Qty.)
125	1/4	10	100
250	1/2	10	100
375	3/4	10	100
500	1	10	100
750	1-1/2	6	60
1000	2		



OIL CAN - PERFETTO TYPE

E-2073

STEEL PUMP
WITH FIXED/
FLEXIBLE
SPOUT

SHEET
METAL
BODY

POWDER
COATED

SIZE (Capacity CC)	Inner Box (Qty.)	Outer Box (Qty.)
200	10	100
300	10	100
400	10	100
500	10	100
700	6	60
1000	6	60

OIL CAN - PISTOL TYPE

E-2450

STEEL/BRASS
PUMP
WITH FIXED/
FLEXIBLE
SPOUT

SHEET
METAL
BODY

POWDER
COATED
BODY

SIZE (Capacity CC)	CAPACITY (Pint)	Inner Box (Qty.)	Outer Box (Qty.)
125	1/4	10	100



GREASE BUCKET TYPE

E-2261

- High pressure hand operated portable pump.
- Solid steel pump chamber & cast head.
- Quick and easy openable cover.
- 2.2 meter high pressure hose pipe fitted with accessories.
- Useful for truck, buses and machinery for greasing

DESCRIPTION	INNER PACKING	OUTER PACKING
5 Kg. with Trolley	1	2
10 Kg. with Trolley	1	2
15 Kg. with Trolley	1	2
20 Kg. with Trolley	1	2
5 Kg. without Trolley	1	2
10 Kg. without Trolley	1	2



GREASE GUN - LEVER TYPE

E-2071

- SHEET METAL BODY
- PAINTED & POWDER COATED
- CASTED HEAD
- FIXED SPOUT

SIZE (Capacity cc/oz)	PRESSURE (PSI)	Inner Box (Qty.)	Outer Box (Qty.)
445 / 15	1/2 Piston 2000-2500	1	10
445 / 15	5/16 Piston 7000-8000	1	10
445 / 15	5/8 Piston 1500-2000	1	10
660 / 20	5/16 Piston 2000-2500	1	10

GREASE GUN - PUSH TYPE

E-2454

- STEEL NOZZLE
- SHEET METAL BODY
- POWDER COATED BODY

SIZE (Capacity cc/oz)	Inner Box (Qty.)	Outer Box (Qty.)
4 / 112	1	30
8 / 225	1	30



SUCTION GUN

E-2027G

SHEET METAL BODY

POWDER COATED

SIZE (Capacity Oz./Gms.)	Inner Box (Qty.)	Outer Box (Qty.)
500/448	1	10



SUCTION / CAULKING GUN

E-2456

SHEETED SKELETON TYPE BODY

MADE OF SHEET METAL

PAINTED

SIZE (Capacity Inch)	Inner Box (Qty.)	Outer Box (Qty.)
9"	1	40

ROTARY OIL PUMP


E-2451

CAST IRON BODY


PAINTED BODY

TELESCOPIC / FIXED PIPE

SIZE (Capacity Oz./Gms.)	Inner Box (Qty.)	Outer Box (Qty.)
3/4"	1	5
1"	1	5



STORAGE SOLUTIONS BY JRSDRIVE



CANTILEVER TYPE TOOL BOX

E-2265

CR
SHEET

POWDER
COATED

ZINC
STRIP

DESCRIPTION	INNER PACKING	OUTER PACKING
3 Compartments	1	2
5 Compartments	1	2



Eazi Tools
By Eastman®



Vision

Achieve Leadership status in Professional hand tools business In India by best in class Products and Services



Mission

Build Human capital way of changed for a self driven, efficient & responsive war machine leveraging processes, & technology to win trust of customers & Stake Holders



Values

Excellence in Working Relationship at all levels,
• Well Being of Human Resource
• Passion for Initiatives & Innovation
• Sleep with smile



Eastman[®] CAST & FORGE LTD.

G.T. Road, Near Airport, Ludhiana - 141120, Punjab (INDIA)

+91-87250-77125, +91-75270-28343

+91-161-5211027, 5211014

usa@eastmanhandtools.com, oem05@eastmanhandtools.com